

ST. ANDREWS SCOTS SR.SEC.SCHOOL

9th Avenue, I.P. Extn. Patparganj, Delhi 110092

SESSION (2025-26)
SUMMER HOLIDAY HOMEWORK
CLASS VIII



Subject-English

Writing:

1. Collect minimum 5 display advertisements of Indian brands from newspaper/magazine and paste them on A3 size sheet, in the form of a collage.

2. Make a working model on the following . Kindly refer to the given image-

a)Degrees of Comparison (Roll no 1 to 20)



b)Adverbs (Roll no 21 onwards)



3. You are Anupam, the editor of the school magazine, and want to hold an interclass competition to collect poems and cartoons for the magazine before 20 June, 2025. Draft a notice for the students' notice board inviting entries. Mention all details required like entry dates, prizes etc. Give your notice an appealing heading.

4. Study the given picture carefully. Frame a story or paragraph and describe it in your own words with a suitable title.(100-120 words)



Grammar: Do these worksheets in your English notebook.

5. Change the following sentences into indirect speech:

1. The girl said, 'I have work to do.'
2. The teacher said, 'The students are working on a project.'
3. She said to him, 'I don't believe you.'
4. Mother said, 'Don't stay up late, you have an exam tomorrow.'
5. Kanchan said, 'My mother prefers tea in the morning.'
6. John said, 'Andrews is recovering fast.'

6. Change the sentences from the Active Voice to the Passive Voice.

1. The man dropped his axe into the river.
2. The bird was shot by the naughty boy.
3. The bag was found by me.
4. Natasha lost the money.
5. The farmer will plough the field.

6. The work will be finished by the workers in a day.

7. Write the types of sentences that are written below. Insert the proper end punctuation.

1. Janessa received a new bicycle from her Aunt Edith.
2. Why is there a large, black spot on the living room carpet.
3. Watch out for that tree branch that is falling.
4. Come in and sit down while we prepare the meal.
5. Is there a reason why the dog is sitting on the TV.
6. Please put the cooked noodles into the Tupperware bin.

8. Complete your pending work and revise the content done till now..

Subject: Science

Instructions:

- Do all the holiday homework questions in the activity file.
- Complete your science Q/A and worksheets and learn it.

Q.1. Write a short biography on Anton Van Leeuwenhoek and highlight his contribution towards the field of science.

Q.2. Read the passage and answer the given questions.

On Rahul's birthday, his mother prepared many dishes for him. After having their meal, they found that many food items were left over. Rahul's mother kept these leftovers in an air-tight container and refrigerated them.

- (a) What is food preservation?
- (b) What will happen to the food if it is not refrigerated?
- (c) What is the role of refrigeration in food preservation method?

Q.3. Dancing Corn Easy Science Experiment

In this fun and easy science experiment, we're going to explore and investigate carbon dioxide by making corn dance.

Materials:

- Clear carbonated soda like a Sprite
- Popcorn kernels
- Water
- Two clear cups

Instructions:

1. Fill one of the cups with water.
2. Fill the other cup with clear soda.
3. Now put several popcorn kernels in each cup and observe what happens.

How it Works:

The carbon dioxide in the soda attaches to the popcorn kernels. The gas then carries the popcorn kernels to the surface of the soda. The carbon dioxide bubbles pop when they reach the surface and the popcorn kernels sink back toward the bottom. The popcorn kernels begin collecting more carbon dioxide bubbles and the process starts over again. This makes the corn appear to dance.

Q.4. Visit a farm, nursery or a garden nearby. Conduct an interview with a farmer/gardener and gather information about:

- (i) importance of seed selection.
- (ii) method of irrigation.
- (iii) effect of extreme cold and extreme hot weather on the plants.
- (iv) effect of continuous rain on the plants.
- (v) fertilisers/manure used.

Q.5. Answer the following questions:

- (i) It is always suggested that not to eat anything from street hawkers. Why?
- (ii) What is the difference between Rhizobium and Cyanobacteria in the way of fixing nitrogen for the plants?
- (iii) Draw a neat & well-labelled diagram of different types of microorganisms.
- (iv) Veena thought of making curd. For this, she took lukewarm milk, mixed some curd into it and stir well. She kept the mixture in fridge. Next day she observed that curd was not set. Can you tell why the curd did not set?
- (v) Out of drip system and sprinkler system of irrigation, which one is more suitable:
 - (a) for uneven land?
 - (b) for sandy soil?
 - (c) for watering fruit plants?
 - (d) where availability of water is poor?

Subject: Social Science**GROUP A: ROLL NO. 01-12****Model: "1857 Uprising Battle Map"**

- * Design a detailed map model showing major centers of revolt: Delhi, Kanpur, Lucknow, Jhansi, etc.
- * Add flags, leader names, and brief descriptions at each site.
- * Use clay figures, colored threads for troop movement, and pop-up information boxes

GROUP B: ROLL NO. 13-24**Activity: "Build a Courtroom Model"**

- * Create a mini courtroom setup using cardboard: judge's bench, witness box, lawyer's table, and audience seats.
- * Add small flags or tags showing types of courts (Supreme, High, District).
- * Each student writes a case scenario: "Land dispute between farmers."

GROUP C: ROLL NO. 25-36

3D Model: "Types of Farming in India"

Use a tray or cardboard base to make a multi-section model showing:

- Subsistence farming (a small hut + basic tools),
- Commercial farming (tractors, large fields),
- Plantation farming (tea/coffee estate).

Label each type with region, crops, and tools used.

GROUP D: ROLL NO. 37-48

Activity: "My Constitution Booklet"

* Each student creates a mini-booklet (A5 size) titled "India's Constitution - My Rights, My Pride."

* Include:

- Handwritten Preamble (decorated)
- 6 Fundamental Rights with one example each
- One self-drawn cartoon or doodle showing "Justice, Liberty, Equality"

* Decorate the cover with national symbols or self-designed logos.

Revise the syllabus of PA 1 as well.

Subject: Mathematics

NOTE: Do Q1 to Q5 on A4 Size sheets, properly punched in a transparent folder with your name, class and section mentioned on folder.

Q1: Write **Autobiography** of great Indian Mathematician "Aryabhata"

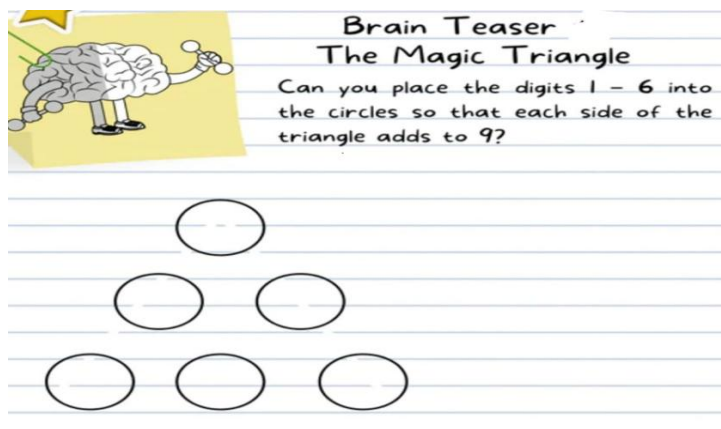
Q2: **Activities:**

- To understand the concept of density of rational numbers. (Refer page No. 27 of Maths Book)
- To Enhance the knowledge of exponents. (Refer page No. 38 of Maths Book.)


Q3: Solve the given **worksheets** of Chapter 1 Rational Number & Chapter 2 Exponents and Powers.
(Refer School Website for uploaded worksheets).

Q4: **Brain Teasers**

(a)



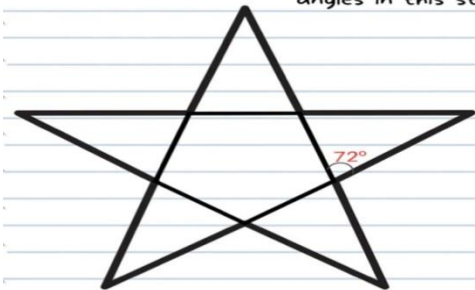
(b)



Brain Teaser

Math Riddle - Starry Math

Below is a 5-pointed star with a regular pentagon superimposed in the center of the star. Given just one angle, can you find ALL the angles in this star?



Hint #1: two angles forming a straight line add to 180° .

Hint #2: a regular pentagon has congruent sides and angles.

Hint #3: the sum of the angles of a triangle add to 180° .

Q5: Learn and write **tables** from 2 to 20, **cubes and squares** of numbers from 2 to 25 everyday.

Q6: Revise the syllabus of **Periodic Assessment-I (PA-I)**

Chapter 1: Rational Numbers & Chapter 2: Exponents & Power

विषय- हिंदी

1. पैरा ओलंपिक में भाग लेने वाले किन्हीं छह दिव्यांग खिलाड़ियों के चित्र चिपकाइएँ और उनके बारे में संक्षेप में लिखिए।
2. सम्राट अशोक द्वारा बनाए गए साँची स्तूप और सारनाथ स्तंभ का चित्र बनाकर उनके बारे में लिखिए।
3. संयुक्ताक्षर वाले किन्हीं 10 शब्दों का वर्ण विच्छेद कीजिए।
4. भारत के किन्हीं पाँच हस्तकला उद्योगों के चित्र चिपककर उनके बारे में लिखिए।
5. साथी हाथ बढ़ाना (पृष्ठ संख्या 40) कविता चित्र सहित लिखिए।
या
कविता लड़की चित्र सहित लिखिए।

6. निम्नलिखित विषयों पर अनुच्छेद व्याकरण कॉपी में लिखिए।

(क) सादा जीवन उच्च विचार (पृष्ठ संख्या-204)

(ख) प्राकृतिक संसाधनों का दोहन (पृष्ठ संख्या - 205)

7. पढ़ाए गए पाठों को याद कीजिए।

8. शेष (बचा हुआ) कार्य को पूरा करें।

नोट:-

- 1) प्रश्न 1 से 4 तक ए4 साइज शीट पर करें।
- 2) प्रश्न 5 चार्ट पर बनाएँ।
- 3) प्रश्न 6 व्याकरण कॉपी में कीजिए।

४) आकर्षक मुख्यपृष्ठ बनाते हुए किए गए कार्य को संकलित कीजिए।

निम्न अभ्यास पत्रिका को कॉपी में चिपकाइएँ।

1. निम्नलिखित प्रश्नों के उत्तर लिखिए-

(क) उपभाषा का क्या अर्थ है?

(ख) देवनागरी लिपि की दो विशेषताएँ लिखिए।

(ग) राजभाषा किसे कहते हैं?

(घ) बिहारी हिंदी के अंतर्गत आने वाली किन्हीं दो भाषाओं के नाम लिखिए।

2. सही अथवा गलत लिखिए-

(क) हिंदी भारत की संपर्क भाषा भी है।

(ख) 1950 में हिंदी भारत की राजभाषा बनी।

(ग) संविधान द्वारा स्वीकृत भाषाओं में संताली भाषा शामिल नहीं है।

(घ) भाषा में वर्ण, शब्द व वाक्य संरचना की व्यवस्था होती है।

3. उचित विकल्प का चुनाव कीजिए-

(क) विश्व की संपर्क भाषा कौन-सी है?

(i) पंजाबी

(ii) अंग्रेज

(iii) हिंदी

(ख) उच्चरित ध्वनियों को लिखने की विधि क्या कहलाती है?

(i) लिपि

(ii) व्याकरण

(iii) साहित्य

(ग) व्याकरण के कितने अंग होते हैं?

(i) तीन

(ii) सात

(iii) चार

4. निम्नलिखित स्थानों को भरिए।

क) ----- हिंदी का यूनिवर्सल फ़ॉन्ट है।

ख) भारतीय संविधान के अनुच्छेद ----- की अनुसूची में 22 भारतीय भाषाओं को सम्मिलित किया गया है।

ग) उर्दू की फ़ारसी लिपि ----- की ओर लिखी जाती है।

घ) किसी भी भाषा के शुद्ध स्वरूप का ज्ञान कराने वाले शास्त्र को ----- कहा जाता है।

विषय-संस्कृत

प्रश्न 1 देव, लता, साधु, मुनि, किम् (तीनों लिङ्गों में) शब्द रूप लिखिए तथा याद कीजिए।

प्रश्न- 2 गम्, लिख्, दृश् (पश्य), पच्, स्था(तिष्ठ) धातु रूप (लट्, लृट्, लङ्, लोट्, विधिलिङ्) पांचो लकार में लिखिए तथा याद कीजिए।

प्रश्न-3 1 - 100 तक संख्या लिखिए तथा याद कीजिए।

प्रश्न - 4 'गीता' विषय पर पांच श्लोक लिखिए तथा याद कीजिए।

प्रश्न-5 अपठित गद्यांश 1 - 4 तक कीजिए।

प्रश्न-6 पाठ्य पुस्तक के पाठ 1 से 3 तक याद कीजिए।

नोट : 1. प्रश्न 1,2,3 तथा 4 उत्तर पुस्तिका (Notebook) में कीजिए।

2. प्रश्न 5 व्याकरण पुस्तक में कीजिए।

Subject: Art & Craft

Book - Do page no. 11 to 40.

File - Complete April and May month's syllabus.

Craft -

1. Make a beautiful tote cloth bag with acrylic fabric colour (page no. 50)
2. Make a 3D greeting card on father's day.

Subject: G.K

Complete till page No. 30.

Prepare the current affairs for the month of May and June.

Subject: Computer

Practical Activity:

Activity 1:

- Create a presentation using Google Slides and explain any three commonly used Google apps in it. Save your presentation and present it online.

Note:

- The presentation should have 5 slides.
- The first slide should contain the Title of the presentation.
- The last slide should contain Thank you with your name, class and section.
- Try to explain Google apps other than the ones given in the book.
- Take the printout and compile it.

Activity 2:

- Draw any 10 tools given in Krita Toolbox (Refer to page no. 25). Also, write the name of the tool.

Activity 3

- Create an animation of Solar Eclipse in Krita. (Refer pg.- 40 of book)

OR

- Create a moving car animation in Krita.

General Questions:

Identify the following terms:

1. Transparent Sheets that contain objects. _____
2. Special frames where some change is defined in the properties of an object. _____
3. A Cloud-based storage service provided by Google. _____
4. A spreadsheet application introduced by Google. _____
5. Tool that is used to type text on the image or workspace. _____

Write the shortcut key combination for the following -

1. To create a duplicate layer _____
2. To import an object as a new layer _____
3. To zoom in _____
4. To zoom out _____

Note:

- **Do this homework in A4 size sheets and compile them in a folder.**
- **Complete and Learn Chapter 1 and 2 for PA-1.**
- **Pen down worksheets of Ch- 1 and 2 in your computer notebook.**

Subject: French

PROJECT ACTIVITIES

1. Read and Revise

"Review all the chapters covered in class so far, and revise the key concepts to reinforce your understanding. Go through your notes, textbook, and any additional materials provided, and make sure you're comfortable with the topics discussed."

2. Decorate Your French Notebook

Give your French notebook a personal touch! Cover it with a vibrant red chart paper, handmade sheet, or pastel sheet. Add some French flair by pasting pictures related to France, such as:

- The Eiffel Tower
- French flags
- Escargots or croissants
- Famous French landmarks (Louvre, Notre-Dame, etc.)
- French phrases or quotes

Make it visually appealing and reflective of your love for the French language!

3. Make a table of adjective possessive and adjective demonstrative on A4 size sheet
4. Make a chart on group of verbs and write 5 verb of each group (er, ir, re) and conjuguez them as well.

Worksheet

Revise leçon 1to 2

Q1 Mettez l'adjectif à la forme conveable.

- 1) Les chats sont _____ (joli)

- 2) Sophie est _____ (blond)
- 3) La maison est _____ (grand)
- 4) Elle est _____ (belle)
- 5) Elle est _____ (vieux)

Q2 Mettez au pluriel.(Change into plural)

- 1) La table est basse
- 2) J'ai un chien allemand
- 3) Je vais et Elle va
- 4) Tu finis le chocolate
- 5) C'est un journal

Q3 Mettez au négatif.

- 1) Vous avez 33 ans
- 2) Il fait chaud
- 3) Ils voyagent beaucoup
- 4) Elle finit le travaille
- 5) Nous sommes intelligents.

Q4 Faites des phrases.

- 1) Combine de
- 2) Plus de
- 3) Beaucoup de
- 4) Asez de

Q5 Conjuguez les verbes.

- 1) Nager
- 2) Sortir
- 3) Appeler
- 4) Faire
- 5) Voir
- 6) Prendre

Q6 Remplissez les blanc.

- 1) La tour Eiffel est construite en _____ par _____
- 2) Deux peintres français _____ et _____
- 3) Le Sacré Coeur est situé sur la colline _____
- 4) _____ est un musée d' art moderne.
- 5) Deux oeuvres qu'on trouve au Louvre _____
- 6) On trouve une collection des statues de cire au _____
- 7) La tour Eiffel mesure _____

Note: All the questions to be completed in French Notebook.